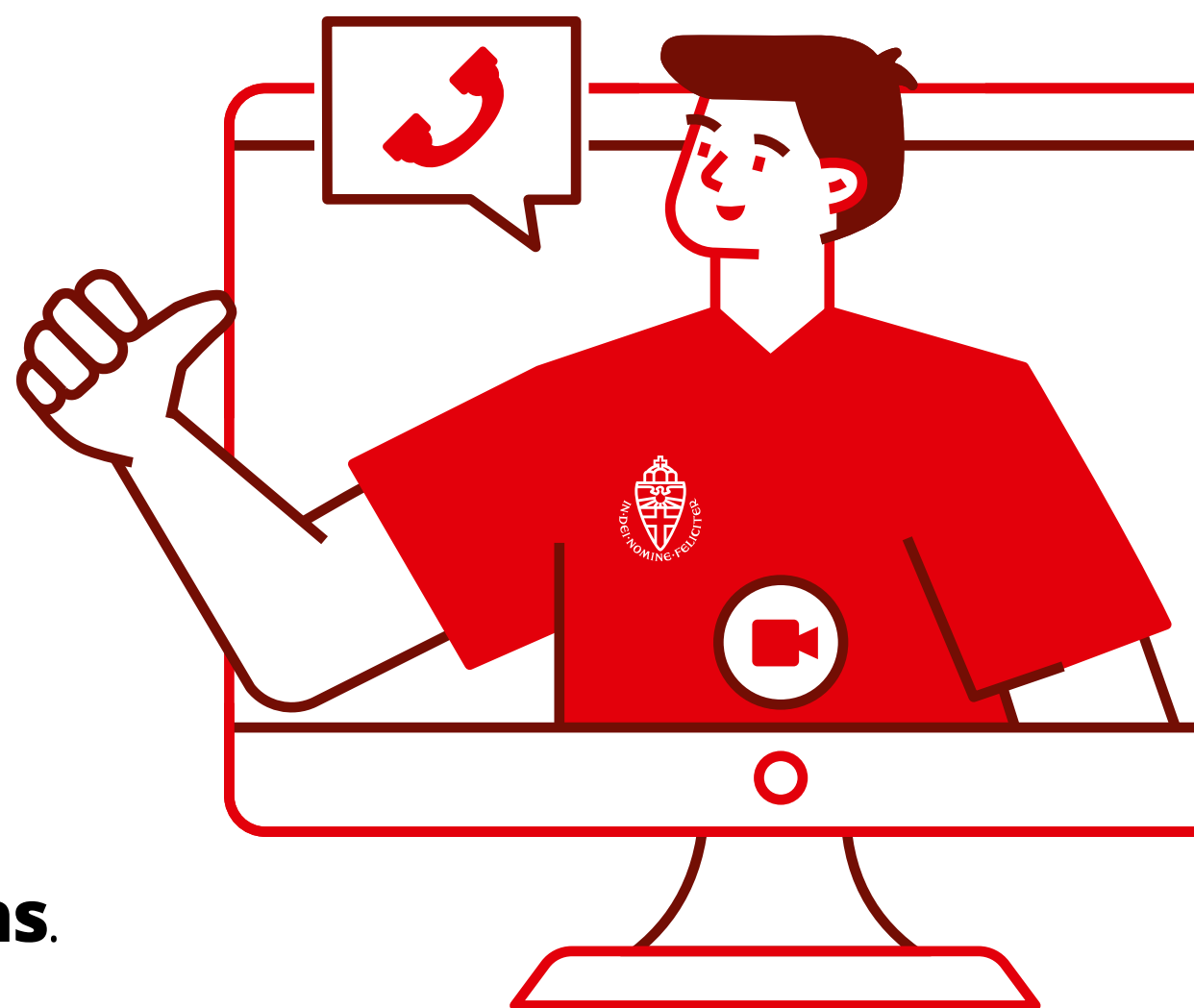


TIPS & TRICKS

Successful video calls

Researchers from the research consortium Language in Interaction provide advice to facilitate successful **online group conversations**.



OPTIMIZE ONLINE CONVERSATIONS

Give each other space to take turns. Online conversations take place at a slightly slower pace than live conversations, so some courtesy will look good on everyone.



Use a **gesture or symbol** when ready to take a turn.




Appoint a **chairperson**. This person gives every participant a turn to speak.



Make a set of **explicit rules** for interaction during classes.

PICK UP THE SIGNALS!

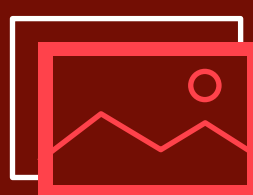
Improve your positioning in front of the camera: the better you can see someone, the more signals you get. Look into the camera to spark engagement. Use this when you want to emphasize your message.



Make sure your **lips are visible**. Seeing someone's mouth can help with understanding what they're saying.



Make sure your **hands are visible**. The gestures you make while speaking can help with understanding.



Align backgrounds during online sessions to enhance focus and reduce noise.

STIMULATE INTERACTION



Ask to **actively participate** and contribute to the conversation and to interact with each other about the subject matter, for example by asking and answering questions in the chat.



Include several **short moments for interaction** and make sure that participants can indicate that they want to respond or say something.